

02

COLOUR

The right colour should work harmoniously with the rest of your home and the surrounding environment. But it should also reflect your own style and personality.

Our colour range is inspired by our home – the beautiful, diverse and ever-changing landscape of New Zealand.

All COLORSTEEL® products undergo intense, long-term exposure testing to ensure the colour performance and durability of your roof or cladding.

For even more inspiration, visit colorsteel.co.nz




We have carefully developed
a palette that reflects every
aspect of life in New Zealand




TITANIA
TSR 65% LRV 68%




CLOUD
TSR 70% LRV 75%




DESERT SAND
TSR 56% LRV 49%




GULL GREY
TSR 56% LRV 50%




SANDSTONE GREY
TSR 41% LRV 27%




SLATE
TSR 27% LRV 9%




IRONSAND
TSR 25% LRV 8%




THUNDER GREY
TSR 27% LRV 12%




WINDSOR GREY (G10)
TSR 21% LRV 7%




NEW DENIM BLUE
TSR 25% LRV 11%




GREY FRIARS
TSR 26% LRV 10%




EBONY
TSR 5% LRV 5%




FLAXPOD®
TSR 23% LRV 7%




LIGNITE
TSR 29% LRV 11%




KARAKA
TSR 25% LRV 8%




LICHEN
TSR 40% LRV 27%




PIONEER RED
TSR 36% LRV 13%



SCORIA
TSR 31% LRV 10%



PERMANENT GREEN
TSR 25% LRV 11%



MIST GREEN
TSR 38% LRV 26%

These are our most popular colours, but we do offer a wider range including a selection of metallics and a high solar reflectance solution. Contact us on 0800 100 523 for more information.

Make sure you request a COLORSTEEL® pre-painted steel sample from colorsteel.co.nz or your supplier, for complete colour accuracy before making your final colour selection and decision.

TSR: Total Solar Reflectance LRV: Light Reflectance Value G10: Low Gloss