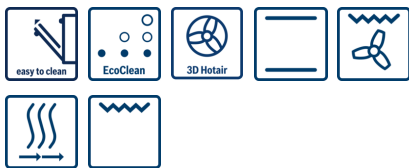


## Serie | 2 Ovens

### Oven HBF133BS0A, Stainless steel Oven



### The built-in oven with 3D hot air: achieve perfect baking and roasting results on up to three levels simultaneously.

- **3D Hotair:** perfect results thanks to optimal distribution of heat on up to 3 levels simultaneously.
- **pop-out controls:** for an easy to clean front.
- **EcoClean Direct:** almost no cleaning is necessary thanks to a special coating of the rear wall that automatically absorbs grime.
- **GranitEnamel:** very easy to clean interior thanks to smooth surfaces and no sharp edges.

#### Technical Data

Color / Material Front :	Stainless steel
Built-in / Free-standing :	Built-in
Integrated Cleaning system :	No
Required niche size for installation (HxWxD) :	575-597 x 560-568 x 550
Dimensions of the product (mm) :	595 x 594 x 548
Dimensions of the packed product (HxWxD) (mm) :	670 x 690 x 650
Control Panel Material :	Stainless steel
Door Material :	Glass
Net weight (kg) :	32.0
Usable volume of cavity (l) :	66
Cooking method :	Conventional heat,
Full width variable grill, Heißluft sanft, Hot Air, Hot air grilling	
First cavity material :	Other
Temperature control :	No control of the temperature
Number of interior lights :	1
Approval certificates :	CE, VDE
Length electrical supply cord (cm) :	150
Interior Lights - cavity 1 :	1
Pull-out system :	Accessory
Clock function :	Alarm, Off, On
Included accessories cavity 1 :	
1 x enamel baking tray, 1 x combination grid, 1 x universal pan	
Broil Element Wattages cavity 1 (W) :	2800
Energy efficiency class (2010/30/EC) :	A
Energy consumption per cycle conventional (2010/30/EC) :	0.98
Energy consumption per cycle forced air convection (2010/30/EC) :	0.79
Energy efficiency index (2010/30/EC) :	95.2
Electrical connection rating (W) :	2950
Current (A) :	13
Voltage (V) :	220-240
Frequency (Hz) :	50; 60
Plug type :	no plug
Color / Material Front :	Stainless steel
Energy input :	Electric
Approval certificates :	CE, VDE
Required cutout/niche size for installation (in) :	x x
Dimensions of the packed product (in) :	26.37 x 25.59 x 27.16
Net weight (lbs) :	70
Gross weight (lbs) :	75
Length electrical supply cord (cm) :	150
Net weight (kg) :	32.0
Gross weight (kg) :	34.0

#### Included accessories

- 1 x enamel baking tray
- 1 x combination grid
- 1 x universal pan



## Serie | 2 Ovens

### Oven

#### HBF133BS0A, Stainless steel

### Oven

**The built-in oven with 3D hot air: achieve perfect baking and roasting results on up to three levels simultaneously.**

---

#### Type of oven / heating system:

- Oven with 5 heating methods: 3D hotair, Conventional heat, Hot air grilling, Hotair gentle, Full width variable grill
- Temperature range 50 °C - 275 °C
- Cavity volume: 66 l

#### Hook-in racks / rails

- Telescopic shelf rails as optional accessory

#### Design:

- Pop-out controls

#### Cleaning:

- EcoClean Direct coating: back panel
- Full glass inner door

#### Comfort:

- LED-display control (red)
- Bottom-hinge opening
- Rapid heating-up
- Halogen interior lighting
- Bar handle
- NO\_VALUE

#### Environment and Safety:

#### Technical Info:


- Length of mains cable: 150 cm
- Nominal voltage: 220 - 240 V
- Total connected load electric: 2.95 KW
- Energy efficiency rating (acc. EU Nr. 65/2014): A (at a range of energy efficiency classes from A+++ to D)  
Energy consumption per cycle in conventional mode: 0.98 kwh  
Energy consumption per cycle in fan-forced convection mode: 0.79 kwh  
Number of cavities: 1 Heat source: electrical  
Cavity volume: 66 l

#### Dimensions:

- Appliance dimension (h x w x d): 595 mm x 594 mm x 548 mm
- Niche dimension (h x w x d): 575 mm - 597 mm x 560 mm - 568 mm x 550 mm
- "Please reference the built-in dimensions provided in the installation drawing"

Serie | 4

**SMU46GS01A**  
**Anti Fingerprint Stainless Steel**  
**Built-under 60 cm Dishwasher**



**Optional accessories**

- SGZ1010 : inlet and outlet hose extention
- SMZ2014 : Rack insert for stemware dishwasher
- SMZ5000 : Dishwashing aid set
- SMZ5001 : Baby care kit
- SMZ5002 : Silver polishing cassette
- SMZ5006 : decorative strips 81cm st.steel
- SMZ5150AU : toe kick panel stainless steel

**ActiveWater Dishwasher: 14 place setting capacity, brilliant cleaning and drying results with very low energy and water consumption.**

- **4.0 star energy & 5.0 star water rating:** for very high energy efficiency and particularly low water consumption.
- **SuperSilence:** Very low operating noise at only 46 dB(A).
- **MachineCare:** Maintains the wash quality and reliability of your dishwasher throughout its lifetime.
- **Super Wash System:** For optimum cleaning and drying even the dirtiest dishes and utensils, with higher water spray pressure and improved drying performance.

**Technical Data**

Water consumption (l) :	13.4
Total annual energy consumption (kWh) :	136.9
Total annual energy consumption (kWh) 220 days :	136
Total annual water consumption (l) 220 days :	2948
Built-in / Free-standing :	Built-in
Removable top :	No
Door panel options :	Not possible
Height of removable worktop (mm) :	815
Height of the product (mm) :	815
Adjustable feet :	Yes - front only
Maximum adjustability feet (mm) :	60
Net weight (kg) :	38.4
Gross weight (kg) :	40.0
Connection Rating (W) :	2400
Current (A) :	10
Voltage (V) :	220-240
Frequency (Hz) :	50; 60
Length electrical supply cord (cm) :	175
Plug type :	AU plug
Length inlet hose (cm) :	140
Length outlet hose (cm) :	190
Hidden heating element :	Yes
Water protection system description :	
Triple water protection :	24h
Button suspension, Childlock appliance :	
Water softener (permanently deactivated/disabled) :	No
Top basket type :	mid 642
Adjustable upper basket :	Rackmatic 3-stage
Bottom basket type :	mid 642
3rd Rack :	None
Silverware Basket :	Standard
Optional accessories :	SGZ1010, SMZ2014, SMZ5000, SMZ5001, SMZ5002, SMZ5006, SMZ5150AU
Included accessories 2 :	3 small item clips, baking-sheet spray head grey, vapor barrier plate
Number of place settings :	14
Color / Material panel :	Grey
Color / Material body :	Lacquered
Dimensions of the packed product (HxWxD) (mm) :	860 x 667 x 651
Brand :	Bosch
Product name / Commercial code :	SMU46GS01A
Number of place settings :	14
Energy consumption (kWh) :	0.62
Reference programme :	Eco
Total cycle time of reference programme (min) :	150
Noise level (dB) :	46
Installation typology :	Build-under
Panel ready :	No
Connection Rating (W) :	2400
Current (A) :	10
Voltage (V) :	220-240
Frequency (Hz) :	50;100
Energy Star Qualified :	No

## Serie | 4 Dishwashers

### SMU46GS01A

#### Anti Fingerprint Stainless Steel Built-under 60 cm Dishwasher

**ActiveWater Dishwasher: 14 place setting capacity, brilliant cleaning and drying results with very low energy and water consumption.**

##### Capacity

- 14 international place settings

##### Consumption rates

- 4 energy rating, 4.0 WELS water rating
- 13.4 litres water consumption per wash and 230kWh energy consumption, based on Eco 45°C program

##### Design

- Built-under Dishwasher - 60 cm wide
- Anti Fingerprint Stainless Steel
- Polinox inner tub
- Effortless door closing
- Push button front controls

##### Wash Programs and Options

- 6 Programs
  - Pots/Pans, 70 °C
  - Auto Wash, 45-65 °C
  - Super Wash, 60 °C
  - Eco Wash, 45 °C
  - Quick Wash 29 minutes (with use of rinse-aid), 45 °C
  - Prerinse
- 4 special options:
  - Machine Care: Maintains your dishwasher's optimum performance and hygiene
  - SpeedPerfect: Up to 50% faster wash time
  - Half Load: For half loads, reduces use of energy, water and time
  - Extra Dry: Provides an even better drying result

##### Performance

- ActiveWater™: Automatic load adjustment recognises the load condition in three steps and ensures that only the amount of electricity and water required for that load is used
- DosageAssist™: Maximises the effectiveness of detergent tablets. The tablet is dropped into a specially engineered

tray and is completely dissolved. For superior cleaning performance and a quieter wash.

- EcoSilence Drive® quiet and energy-efficient brushless motor (BLDC)
  - BLDC Main Pump: Variable water & spray pressure to achieve optimum cleaning results
  - BLDC Drain Pump: Fast and extra quiet draining of water, no gurgling sounds
- AquaSensor™ technology: Regulates the water usage depending on the type and degree of soiling
- LoadSensor technology: Provides for optimal water usage even for half loads or partial loads, saving water and electricity
- AutoBrilliance™: Automatic detergent and rinse aid sensor
- Heat Exchanger: Extremely efficient and gentle drying.
- 3 stage self-cleaning filter system
- Alternating spray-arm washing
- 5 spray levels

##### Flexibility

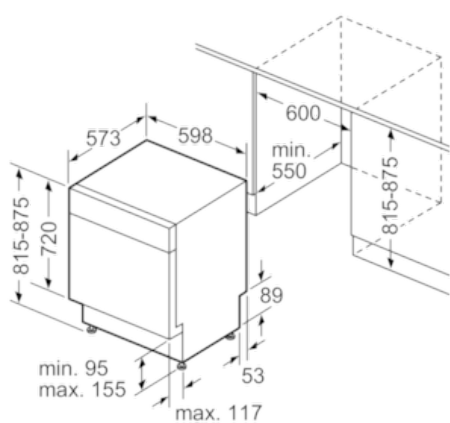
- VarioFlex™ basket system
- 2 foldable plate racks in top basket
- 2 folding plate racks in lower basket
- RackmaticPlus™: 3-stage top basket can be adjusted to three height levels to maximise convenience
- Moveable cutlery basket in lower basket
- Cutlery rack in upper basket
- Incl. Small parts holder (3x)
- Large item spray head: For washing extra large items such as baking trays and rangehood filters
- Vapor barrier plate included

##### Convenience

- Quiet operation 46 dB
- Time remain display
- Time delay start: Delay programme start time by 1-24 hours to suit your schedule
- Electronic rinse aid indicator
- 
- Safety
- AquaStop™ Plus: Water supply device with lifetime anti-flood protection
- Child door lock
- Childproof control lock
- 2 year warranty

##### Appliance dimensions (HxWxD)

- 815 mm x 598 mm x 573 mm

**Serie | 4 Dishwashers****SMU46GS01A****Anti Fingerprint Stainless Steel  
Built-under 60 cm Dishwasher**

measurements in mm

# ACS90AX-L

## 90cm Canopy Rangehood



**ARISTON**



## 90cm Canopy Rangehood

---

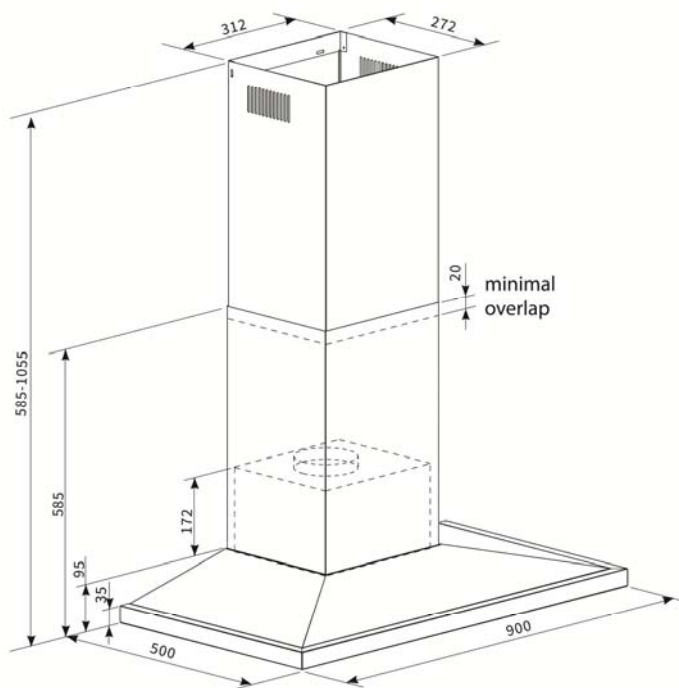
### Features and Benefits:

<b>700 m3/h Extraction</b>	Removes cooking odours with ease
<b>51/55/58 dB Noise Rating</b>	Quiet operation makes this unit perfect for open plan kitchens
<b>LED Lighting</b>	Giving extra light when needed in the kitchen
<b>3 Speed Settings</b>	Depending on what you're cooking you can vary the amount of extraction as required

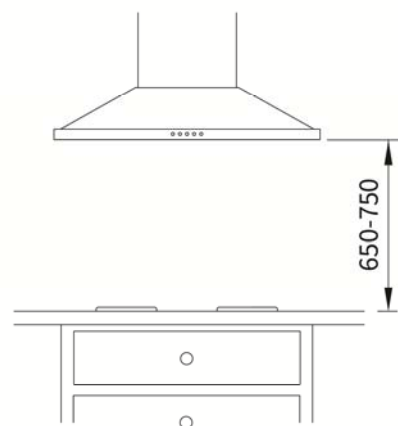
---

# ACS90AX-L

## 90cm Canopy Rangehood



Recommended Clearance Range

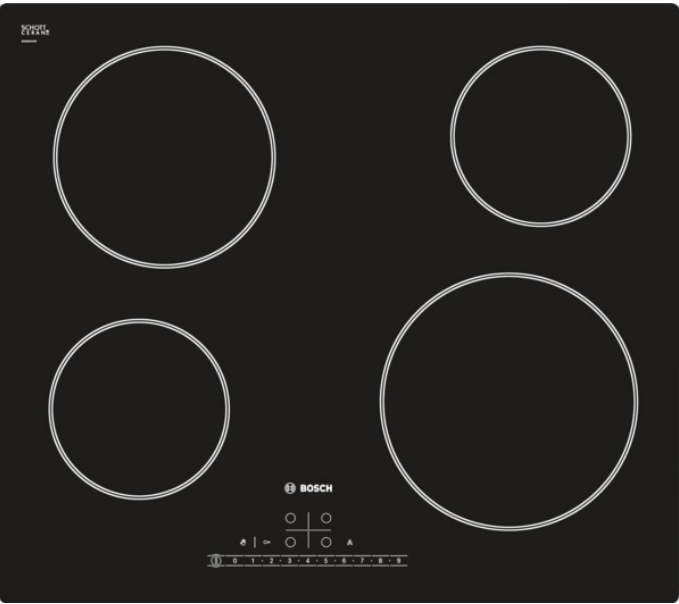


### Technical Specifications:

Extraction Rate	700 m3/h
Speed Settings	3
Lighting Type / Position	LED / Front
Control Type	Electronic buttons
Colour	Stainless Steel (white also available)
Filter Type	3 x Aluminium Panels (carbon filter optional)
Motor	Single
dB Rating	51/55/58
Dimensions (W) x (H) x (D)	900 x 575-1055 x 500

Technical	
Connection	220-240V ~ 50Hz
Ducting Outlet	150mm
Plug type	Australian-10A

WARNING: technical specifications and product sizes can be varied by the manufacturer, without notice. Cut outs for appliances should only be by physical product measurements. The above information is indicative only.



Bosch  
PKE611K17E  
Electric cooktop

Predecessor:

Successor:

EAN code:  
4242002726205  
  
sales programme:

**PKE611K17E**  
**60 cm, Ceramic hob**

**Design:**

- frameless
- HighSpeed ceramic glass

**Comfort:**

- 4 HighSpeed cooking zones
- DirectSelect
- 17 power levels
- Electronic display
- Wipe protection function

**Environment+safety:**

- Digital 2 stage residual heat indicator
- Childproof lock
- Safety switch-off
- ReStart Function
- Power on indicator light
- Main switch

**Professional equipment:**

**Quickness:**

- Automatic boil start

**Measurements:**

- Min. worktop thickness: 20 mm

**Included accessories**

**Optional accessories**

- HEZ390090 Wok for radiant and induction hobs
- HEZ392617 Accessories electric cookers/ovens

**Alternative colors available**

**Technical Data**

**Characteristics**

Product name/family : Cooking zone  
ceramic  
Built-in / Free-standing : Built-in  
Energy input : Electric  
Total number of positions that can be used at the same time : 4  
Type of control setting devices : DirectSelect 1.0  
Required niche size for installation (HxWxD) : 39 x 560 x 490-500  
Width of the product (mm) : 592  
Dimensions of the product (mm) : 45.0 x 592 x 522  
Net weight (kg) : 7.000  
Gross weight (kg) : 8.000  
Location of control panel : Hob front  
Color of surface : Black  
Approval certificates : CE, VDE  
Length electrical supply cord (cm) : 100.0  
Sealed Burners : No  
Power of 1st heating element (kW) : 1.2  
Power of 2nd heating element (kW) : 2  
Power of 3rd heating element (kW) : 1.2  
Power of 4th heating element (kW) : 2.2

**Consumption and connection features**

Electrical connection rating (W) : 6600  
Voltage (V) : 220-240  
Frequency (Hz) : 50; 60  
Main colour of product : Black  
Energy input : Electric  
Approval certificates : CE, VDE  
Plug type : no plug  
Dimensions of the packed product (in) : 3.93 x 23.22 x 29.52  
Net weight (lbs) : 16  
Gross weight (lbs) : 18  
Total number of positions that can be used at the same time : 4  
Length electrical supply cord (cm) : 100.0  
Required niche size for installation (HxWxD) : 39 x 560 x 490-500  
Dimensions of the product (mm) : 45.0 x 592 x 522  
Net weight (kg) : 7.000  
Gross weight (kg) : 8.000



# BOSCH

PKE611K17E  
60 cm, Ceramic hob

